



Missoula City-County Health Department

301 West Alder Street | Missoula MT 59802-4123
www.missoulacounty.us/HealthDept

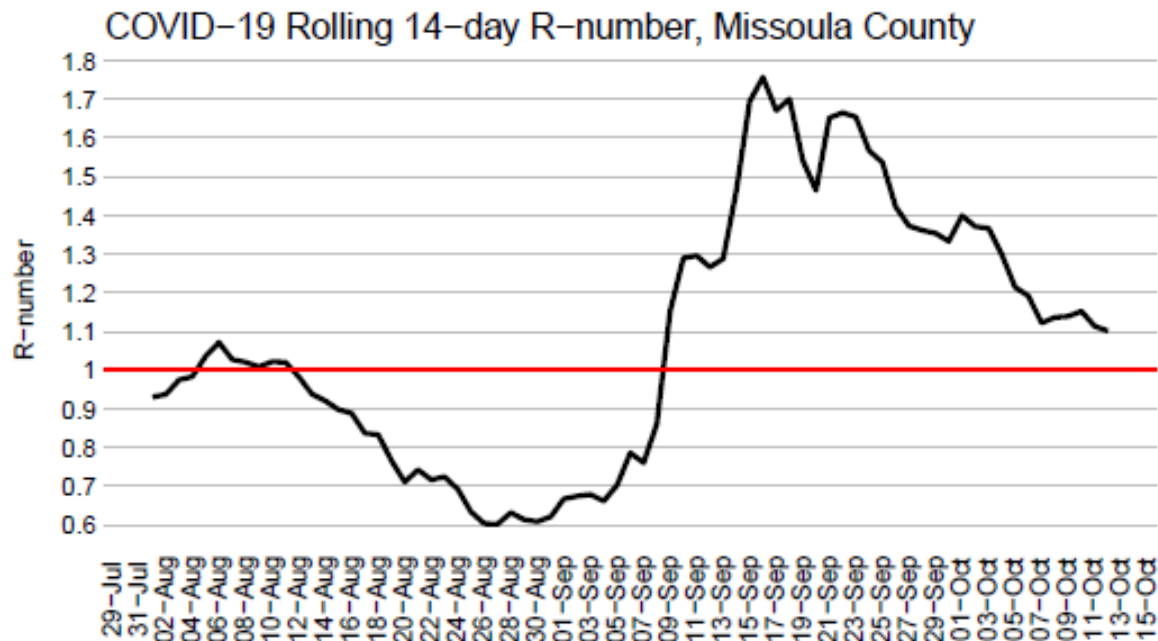
Phone | 406.258.4770

Fax | 406.258.4857

Missoula County COVID-19 Data

As of October 28, 2020

We are continuing to see significant increase in cases. I did not get the 7-day average positivity rate in time to include it in this report. Our rolling 14-day R_t has continued to decrease. Sources of transmission continue to show that majority of exposure is being a contact to a confirmed case. We currently have 623 active cases which is again up since last week. Currently, 4% of our active cases in the 0-9 years old range and 9% are 10-19 years old. We are still seeing the shift in disease to older individuals and the number of deaths are continuing to rise. and we have now had 14 deaths. We now have 28 COVID patients hospitalized in our county. The current 7-day average new case rate per 100,000 people is 49.





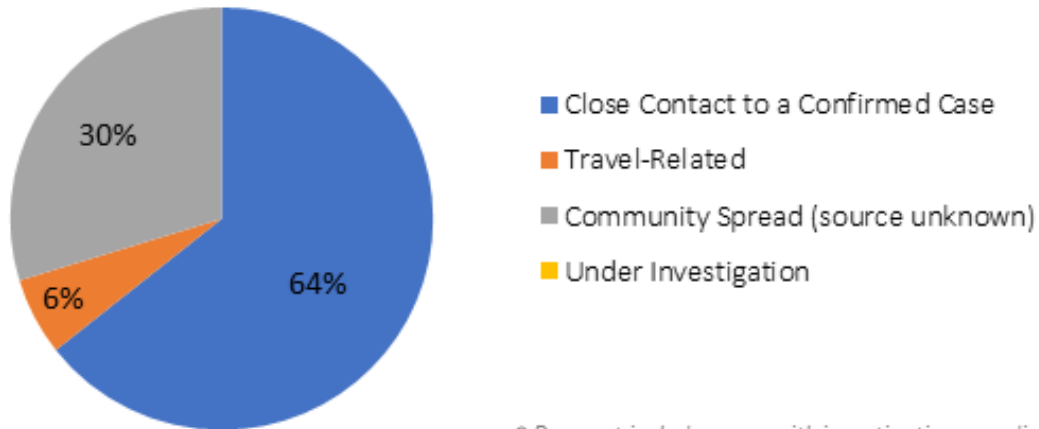
Missoula City-County Health Department

301 West Alder Street | Missoula MT 59802-4123
www.missoulacounty.us/HealthDept

Phone | 406.258.4770

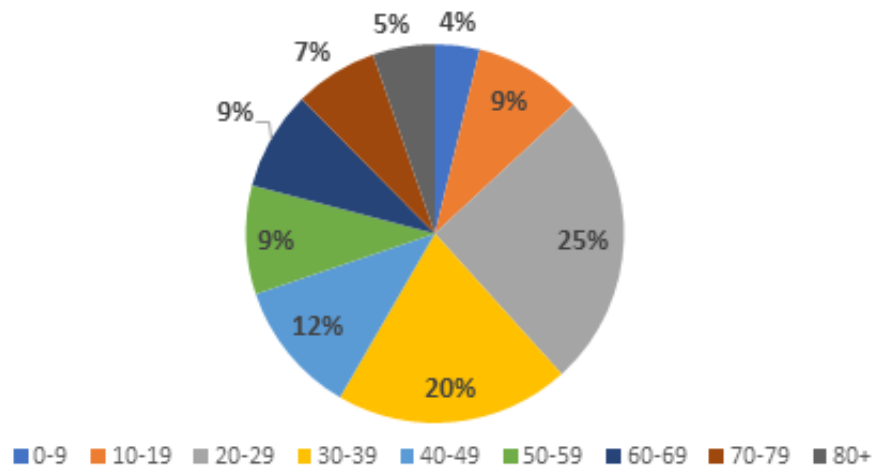
Fax | 406.258.4857

Route of Transmission for Current Active COVID-19 Cases
Missoula County 10.28.20



** Does not include cases with investigations pending*

Percent of Active COVID-19 Cases, by Age Group
Missoula County 10.28.20





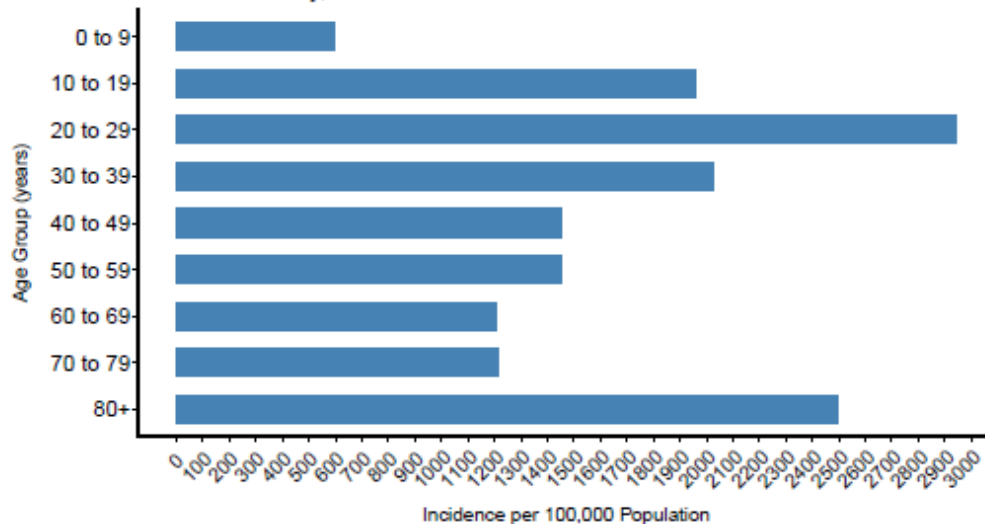
Missoula City-County Health Department

301 West Alder Street | Missoula MT 59802-4123
www.missoulacounty.us/HealthDept

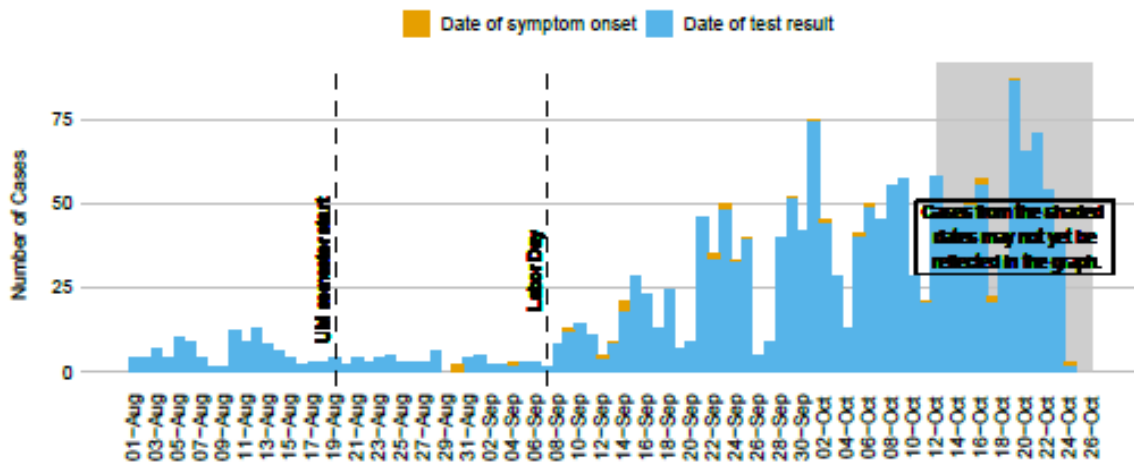
Phone | 406.258.4770

Fax | 406.258.4857

COVID-19 incidence by age group
Missoula County, since March 2020. N = 2098 cases.



COVID-19 Cases in Missoula County Since August 1, 2020
Cases in plot = 1792





Missoula City-County Health Department

301 West Alder Street | Missoula MT 59802-4123
www.missoulacounty.us/HealthDept

Phone | 406.258.4770

Fax | 406.258.4857

